

Communicative Resources FCE B2:

UNIT 8: Contrast Linkers; The Future

CONTRAST LINKERS

Contrast linkers are used to connect two opposite ideas, which can take the form of:

1. Full Sentences: SVO.
2. Nouns.
3. Gerunds.

They have specific requirements regarding both their position in the sentence, and the form of the ideas they connect.

Communicative Resource	BUT
Communicative Use	Used to contrast two opposing ideas in the same sentence.
Use Requirements	<ul style="list-style-type: none">○ It is generally used in mid-sentence position○ It is preceded by a comma and followed by SVO.○ In formal English, it can be used at the beginning of the sentence.
Example	<ul style="list-style-type: none">○ I don't mind spending the night here, but they won't like it for sure.○ She's got the flu, but the rest of us are fine.○ I find it annoying sometimes, but I still like it.
Own Example	

Communicative Resource	ALTHOUGH & EVEN THOUGH
Communicative Use	Used to contrast two opposing ideas in the same sentence.
Use Requirements	<ul style="list-style-type: none"> ○ They can happen at the beginning of a sentence, followed by SVO. ○ They can happen in mid-sentence position, precede by a comma and followed by SVO.
Example	<ul style="list-style-type: none"> ○ I went hiking with my friends, although I was sick. ○ Although the weather was bad, I went for a run. ○ Even though the streets were almost empty, it was a pleasant walk. ○ We didn't make any reservation, even though our friend had suggested so.
Own Example	

Communicative Resource	DESPITE & IN SPITE OF
Communicative Use	Used to contrast two opposing ideas in the same sentence.
Use Requirements	<ul style="list-style-type: none"> ○ They can happen at the beginning of the sentence or in middle position. ○ They are always followed by: <ul style="list-style-type: none"> - Noun - (not) Ving - Possessive adjective/object pronoun + (not) Ving - The fact that SVO
Example	<ul style="list-style-type: none"> ○ I went hiking despite the rain. Despite the rain, I went hiking. ○ I went hiking despite being sick. Despite being sick, I went hiking. ○ I went hiking despite the fact that I was sick. Despite the fact that I was sick, I went hiking.
Own Example	

Communicative Resource	HOWEVER & NONETHELESS
Communicative Use	Used to contrast two opposing ideas in different sentences.
Use Requirements	<ul style="list-style-type: none"> ○ It is placed at the beginning of the second idea, and it is followed by a comma. ○ They are always followed by SVO. ○ 'Nonetheless' is the more formal alternative.
Example	<ul style="list-style-type: none"> ○ It started to pour down with rain. However, we went on with our trek. ○ The average marked has declined. However, results can still be read as positive.
Own Example	

Communicative Resource	WHEREAS, WHILE & WHILST
Communicative Use	Used to contrast two opposing ideas in the same sentence.
Use Requirements	<ul style="list-style-type: none"> ○ 'Whilst' is the formal alternative. ○ Place at the beginning of the first or second idea.
Example	<ul style="list-style-type: none"> ○ Whereas most people believe it is harmful, scientists are now recommending its use. ○ She likes jazz whereas I prefer soul. ○ She hates pasta while I love it. ○ Whereas most people criticize it, I think it's genius.
Own Example	

THE FUTURE

The Main Communicative Resources that English has to talk about the future are:

N°	RESOURCE
1	FUTURE SIMPLE 'WILL'
2	BE GOING TO DO
3	MAY, MIGHT, COULD
4	PRESENT SIMPLE
5	PRESENT CONTINUOUS
6	FUTURE CONTINUOUS
7	FUTURE PERFECT SIMPLE
8	FUTURE PERFECT CONTINUOUS
9	TO BE ABOUT TO DO
10	TO BE (UN)LIKELY

WILL

Communicative Resource	FUTURE SIMPLE WILL
Communicative Use	We use it to talk about SPONTANEOUS DECISIONS: These are decisions made at the moment of speaking without previous planning.
Example	<ul style="list-style-type: none"> ○ Oh no! My phone has just died. ○ Don't worry, I will lend you mine. ○ Oh! I just realized that we've run out of milk. ○ Don't worry, I will go get more. ○ I think we have a problem with the payroll software. ○ Don't worry, I will call the technician.
Own Example	<ul style="list-style-type: none"> ○ Oh no! _____. ○ Don't worry, _____. ○ Oh no! _____. ○ Don't worry, _____.
Communicative Use in Context	<p>1. Think of an unexpected problem or setback, and present it to the class:</p> <p><i>E.g. I have just run out of sugar; my phone is dead, etc.</i></p> <p>a)</p>

	b) 2. Offer help or support to your classmates with their issues. <i>E.g. Don't worry! I will go get more.</i> a) b)
--	---

Communicative Resource	FUTURE SIMPLE WILL
Communicative Use	We use it to talk about: PREDICTIONS WITH HOPE, THINK, BELIEVE & EXPECT: They are based on a person subjective thoughts, ideas, or likings, they do not constitute empiric evidence. A present simple can also be used with 'hope'.
Example	<ul style="list-style-type: none"> ○ I think (that) United will win the League. ○ I believe (that) she will pass the exam; she works hard. ○ I think (that) things will only get worse if we don't act now. ○ I hope my parents are ok. ○ I hope (that) he arrives on time; being late would be a fatal mistake.
Own Example	
Communicative Use in Context	1. Tell the class about: a) Something you think will happen: b) Something you believe will happen: c) Something you expect will happen:

Communicative Resource	FUTURE SIMPLE WILL
Communicative Use	We use it to talk about FUTURE FACTS: Things that will irrevocably occur in the future.
Example	<ul style="list-style-type: none"> ○ Next year, I will be 31 years old. ○ Next month, I will start a course on programming. ○ Next year will be my 8th year teaching. ○ Next week, November will start.
Own Example	

Communicative Use in Context	1. Tell the class about some future facts regarding: a) Yourself: b) Your personal life: c) Your academic/professional life: d) Your hobbies, passions, etc:

BE GOING TO DO

Communicative Resource	BE GOING TO DO
Communicative Use	We use it to talk about future PLANS AND INTENTIONS: The actions in question constitute plans or intentions. The speaker is considering that action in the present.
Example	<ul style="list-style-type: none"> ○ Next year, I am going to study an MBA. ○ This summer, I am going to spend a fortnight in Italy. ○ This weekend, my friends and I are going to go fishing.
Own Example	
Communicative Use in Context	1. Tell the class about some future plans and intentions of yours: a) This month: b) This next weekend: c) Next year: d) Related to academic/professional life:

Communicative Resource	BE GOING TO DO
Communicative Use	We use it to talk about PREDICTIONS BASED ON REAL EVIDENCE: That is, predictions based on real, objective evidence.
Example	<ul style="list-style-type: none"> ○ CONTEXT: You see dark threatening clouds in the sky.

	<ul style="list-style-type: none"> ○ PREDICTIONS: It is going to rain. Let's go. ○ CONTEXT: Your team has a substantial point difference with the second competitor and the competition will soon end. ○ PREDICTIONS: Arsenal are going to win the League for the first time in twenty years! ○ CONTEXT: You see someone clinging on to a rooftop by the fingertips. ○ PREDICTIONS: Oh no! She's going to fall! ○ CONTEXT: You see someone shaking as they pour a glass of milk next to your new phone. ○ PREDICTIONS: Put your phone away. He's going to spill all the milk over it.
Own Example	

MAY, MIGHT & COULD

Communicative Resource	MAY, MIGHT & COULD + (Perfect) Bare Infinitive
Communicative Use	We use them to talk about a FUTURE POSSIBILITY: They are used to talk about possible future actions.
Example	<ul style="list-style-type: none"> ○ Tonight, I may have dinner out with some friends. ○ This weekend, I could go hiking; let's see if the weather allows for it. ○ I might be a bit late tonight; I got a meeting at 7 pm. ○ This summer could be the hottest ever recorded.
Own Example	

PRESENT SIMPLE

Communicative Resource	PRESENT SIMPLE
Communicative Use	We use it to talk about CALENDAR OR TIMETABLE FUTURE EVENTS: That is, events that will happen in the future as established by a calendar, timetable, schedule, etc.
Example	<ul style="list-style-type: none"> ○ The train leaves in 20 minutes, hurry up or we'll miss it. ○ This year, the course does not start until the 12th. ○ Tomorrow, we have a seminar first hour in the morning. ○ The class finishes in 20 minutes, we can talk then.
Own Example	
Communicative Use in Context	BATTHLESHIP

Communicative Resource	PRESENT SIMPLE
Communicative Use	With the time connectors: WHEN, WHILE, AFTER, UNTIL, BY THE TIME, AS SOON AS.
Example	<p>When I arrive home, I am going to have a cold shower.</p> <p>While I wait for my parents to arrive, you may as well lay the table.</p> <p>After the concert is over, we can grab something to eat.</p> <p>By the time we arrive home, it'll be late.</p> <p>As soon as I finish work, I am going to book a trip to Italy.</p>
Own Example	

PRESENT CONTINUOUS

Communicative Resource	PRESENT CONTINUOUS
Communicative Use	We use it to talk about CLOSED FUTURE ARRANGEMENTS: That is, agreements reached among parties for something to happen at a particular moment in the future.
Example	Guys, I can't even breathe, tomorrow will be mad: <ul style="list-style-type: none"> ○ At 9, I am going to the doctor. ○ At 10, I am having coffee with my associates to discuss expansions. ○ Then at noon, I am picking up a parcel at the post office. ○ Lunchtime, I am eating with the teaching staff to discuss day-to-day issues.
Own Example	
Communicative Use in Context	BATTLESHIP

FUTURE CONTINUOUS

Communicative Resource	FUTURE CONTINUOUS
Communicative Use	We use it to indicate that an action will be happening at a moment in the future; they can be something punctual or part of a routine.
Example	<ul style="list-style-type: none"> ○ In a few moments, we will be driving past the famous Tower of London. ○ In two hours, we will all be going home. ○ In 36 days at this time, I will be travelling to Napoli. ○ Tomorrow at 6, I will be heading for the dentist. I can't meet.
Own Example	
Communicative Use in Context	BATTLESHIP

FUTURE PERFECT SIMPLE

Communicative Resource	FUTURE PERFECT SIMPLE
Communicative Use	We use it to indicate that an action will have been completed by a given moment in the future.
Example	<ul style="list-style-type: none"> ○ Tomorrow at this time, I will have arrived home. ○ In ten minutes, I will have finished all I had to do. ○ In two weeks, we will have finished all exams.
Own Example	
Communicative Use in Context	BATTLESHIP

FUTURE PERFECT CONTINUOUS

Communicative Resource	FUTURE PERFECT CONTINUOUS
Communicative Use	We use it to indicate that an action will have been in progress for a while by a particular moment in the future; it may have not finished and may go on.
Example	<ul style="list-style-type: none"> ○ Next Monday, I will have been living here for 20 years. ○ Next year, I will have been working at this company for a whole decade.
Own Example	

TO BE ABOUT TO DO

Communicative Resource	TO BE ABOUT + (Perfect) Full Infinitive
Communicative Use	We use it to indicate that an action is moments away from happening, on the point of happening. It applies to past, present, and future.
Example	<ul style="list-style-type: none"> ○ I was about to give up, but all of a sudden, something dawned at me. ○ I am about to leave; I can't talk now.

	<ul style="list-style-type: none"> ○ They were about to start having lunch when the doorbell rang.
Own Example	

(UN)LIKELY

Communicative Resource	To be + (un)likely + (Perfect) Full Infinitive
Communicative Use	We use it to indicate that something is (im)probable. It applies to past, present, and future.
Example	<ul style="list-style-type: none"> ○ I am likely to stay home tonight. ○ They were quite likely to have stayed home, but in the end, they changed their minds. ○ Unemployment is likely to keep rising. ○ The day is rather unlikely to open up; we'll have to stay home.
Own Example	

Communicative Resource	It 'to be' + (un)likely that + SVO
Communicative Use	We use it to indicate that something is (im)probable. It applies to past, present, and future.
Example	<ul style="list-style-type: none"> ○ It is likely that unemployment continues rising. ○ It is quite unlikely that the day gets any better. ○ It is quite likely that the situation gets better in the coming days.
Own Example	
Communicative Use in Context	

TO BE ON THE POINT OF Ving

Communicative Resource	TO BE ON THE POINT OF + Gerund
Communicative Use	We use it to indicate that an action is moments away from happening, about to happen. It applies to past, present, and future.
Example	<ul style="list-style-type: none">○ I was on the point of saying something, but I forgot.○ They were on the point of boarding the plane but they realized they had forgotten something.○ The class was on the point of starting when the fire alarm went off.
Own Example	

THE FUTURE: DECLENSION CHARTS

PRESENT SIMPLE POSITIVE		
SUBJECT	VERB	OBJECT

PRESENT SIMPLE NEGATIVE			
SUBJECT	VERB		OBJECT
	AUXILIARY	MAIN VERB	

PRESENT SIMPLE INTERROGATIVE			
AUXILIARY	SUBJECT	VERB	OBJECT?

PRESENT SIMPLE WH- INTERROGATIVE				
WH	AUXILIARY	SUBJECT	VERB	OBJECT?

PRESENT CONTINUOUS POSITIVE			
SUBJECT	VERB		OBJECT
	AUXILIARY	MAIN VERB	

PRESENT CONTINUOUS NEGATIVE			
SUBJECT	VERB		OBJECT
	AUXILIARY	MAIN VERB	

PRESENT CONTINUOUS INTERROGATIVE			
AUXILIARY	SUBJECT	VERB	OBJECT?

PRESENT CONTINUOUS WH- INTERROGATIVE				
WH	AUXILIARY	SUBJECT	VERB	OBJECT?

FUTURE SIMPLE WILL POSITIVE			
SUBJECT	VERB		OBJECT
	WILL	MAIN VERB	

FUTURE SIMPLE WILL NEGATIVE			
SUBJECT	VERB		OBJECT
	WON'T	MAIN VERB	

FUTURE SIMPLE WILL INTERROGATIVE			
WILL	SUBJECT	VERB	OBJECT?

FUTURE SIMPLE WILL WH- INTERROGATIVE				
WH	WILL	SUBJECT	VERB	OBJECT?

'BE GOING TO V' POSITIVE			
S + TO BE (+)	GOING TO	V	OBJECT

'BE GOING TO V' NEGATIVE			
S + TO BE (-)	VERB		OBJECT
	GOING TO	V	

'BE GOING TO V' INTERROGATIVE			
S + TO BE (?)	VERB		OBJECT?
	GOING TO	V	

'BE GOING TO V' INTERROGATIVE				
WH-	S + TO BE (?)	VERB		OBJECT?
		GOING TO	V	

FUTURE CONTINUOUS POSITIVE			
SUBJECT	VERB		OBJECT
	AUXILIARY	MAIN VERB	

FUTURE CONTINUOUS NEGATIVE			
SUBJECT	VERB		OBJECT
	AUXILIARY	MAIN VERB	

FUTURE CONTINUOUS INTERROGATIVE				
WILL	S	BE	MAIN VERB	OBJECT?

FUTURE CONTINUOUS WH- INTERROGATIVE					
WH	WILL	SUBJECT	BE	MAIN VERB	OBJECT?

FUTURE PERFECT SIMPLE POSITIVE			
SUBJECT	VERB		OBJECT
	AUXILIARY	MAIN VERB	

FUTURE PERFECT SIMPLE NEGATIVE			
SUBJECT	VERB		OBJECT
	AUXILIARY	MAIN VERB	

FUTURE PERFECT SIMPLE INTERROGATIVE				
WILL	S	HAVE	MAIN VERB	OBJECT?

FUTURE PERFECT SIMPLE WH- INTERROGATIVE					
WH	WILL	SUBJECT	HAVE	MAIN VERB	OBJECT?

FUTURE PERFECT CONTINUOUS POSITIVE				
SUBJECT	VERB			OBJECT
	AUX 1	AUX 2	MAIN VERB	

FUTURE PERFECT CONTINUOUS NEGATIVE				
SUBJECT	VERB			OBJECT
	AUX 1	AUX 2	MAIN VERB	

FUTURE PERFECT CONTINUOUS INTERROGATIVE					
WILL	S	HAVE	BEEN	MAIN VERB	OBJECT?

FUTURE PERFECT CONTINUOUS WH- INTERROGATIVE						
WH	WILL	SUBJECT	HAVE	BEEN	MAIN VERB	OBJECT?

THE FUTURE: BATTLESHIP

PRESENT SIMPLE

YOUR OCEAN	AT 9 AM	AT 10 AM	AT 11 AM	AT 12 AM	AT 4 PM	AT 6 PM	AT 7PM	AT 8 PM
PLANE								
CONCERT								
BUS								
SHOW								
CLASS								

ENEMY'S OCEAN	AT 9 AM	AT 10 AM	AT 11 AM	AT 12 AM	AT 4 PM	AT 6 PM	AT 7PM	AT 8 PM
PLANE								
CONCERT								
BUS								
SHOW								
CLASS								

QUESTIONS: What time does the _____ leave/start? // Does it leave/start _____ ?
 ANSWER: Yes, it leaves/starts _____ . // No, it doesn't leave/start _____ .

PRESENT CONTINUOUS

YOUR OCEAN	GOING TO THE DENTIST	MEETING A FRIEND	TAKING THE DOG TO THE VET	HAVING A MEETING	HAVING COFFE WITH SB	GOING SHOPPING	TAKING A TEST	VISITING A RELATIVE
TOMORROW AT 10 AM								
TOMORROW AT 6 PM								
NEXT MONDAY								
NEXT THURSDAY								
AFTER CLASS								





ENEMY'S OCEAN	GOING TO THE DENTIST	MEETING A FRIEND	TAKING THE DOG TO THE VET	HAVING A MEETING	HAVING COFFE WITH SB	GOING SHOPPING	TAKING A TEST	VISITING A RELATIVE
TOMORROW AT 10 AM								
TOMORROW AT 6 PM								
NEXT MONDAY								
NEXT THURSDAY								
AFTER CLASS								

QUESTIONS: What are you doing ↓ ? // Are you → ?
 ANSWER: Yes, I am → . // No, I am not → .

FUTURE SIMPLE WILL

YOUR OCEAN	GO TO THE DENTIST	MEET A FRIEND	TAKE THE DOG TO THE VET	HAVE A MEETING	HAVE COFFE WITH SB	GO SHOPPING	TAKE A TEST	VISIT A RELATIVE
LATER TODAY								
TONIGHT								
TOMORROW EVENING								
TOMORROW MORNING								
THIS WEEKEND								

ENEMY'S OCEAN	GO TO THE DENTIST	MEET A FRIEND	TAKE THE DOG TO THE VET	HAVE A MEETING	HAVE COFFE WITH SB	GO SHOPPING	TAKE A TEST	VISIT A RELATIVE
LATER TODAY								
TONIGHT								
TOMORROW EVENING								
TOMORROW MORNING								
THIS WEEKEND								

QUESTIONS: What will you do  ? // Will you  ?
 ANSWER: Yes, I will  . // No, I will not  .

BE GOING TO DO

YOUR OCEAN	TRAVEL ABROAD	START A BUSINESS	CATCH UP ON PENDING WORK	MEET A FRIEND	STUDY SOMETHING NEW	GO ON A TRIP	LEARN SOMETHING NEW	HOLD A PARTY
THIS WEEKEND								
ON YOUR NEXT HOLIDAY								
ON SUNDAY								
NEXT YEAR								
THIS SUMMER								

ENEMY'S OCEAN	TRAVEL ABROAD	START A BUSINESS	CATCH UP ON PENDING WORK	MEET A FRIEND	STUDY SOMETHING NEW	GO ON A TRIP	LEARN SOMETHING NEW	HOLD A PARTY
THIS WEEKEND								
ON YOUR NEXT HOLIDAY								
ON SUNDAY								
NEXT YEAR								
THIS SUMMER								

QUESTIONS: What are you going to do ? // Are you going to ?
 ANSWER: Yes, I am going to . // No, I am not going to .

FUTURE CONTINUOUS

YOUR OCEAN	WATCHING TV	RUNNING ERRANDS	TALKING ON THE PHONE	WATCHING THE GAME	PREPARING MEAKLS	GOING SHOPPING	WORKING	STUDYING
TOMORROW AT THIS TIME								
TOMORROW AT 10 PM								
MONDAY AT NOON								
THIS SATURDAY EVENING								
TONIGHT AFTER DINNER								

ENEMY'S OCEAN	WATCHING TV	RUNNING ERRANDS	TALKING ON THE PHONE	WATCHING THE GAME	PREPARING MEAKLS	GOING SHOPPING	WORKING	STUDYING
TOMORROW AT THIS TIME								
TOMORROW AT 10 PM								
MONDAY AT NOON								
THIS SATURDAY EVENING								
TONIGHT AFTER DINNER								

QUESTIONS: What will you be doing ↓ ? // Will you be → ?
 ANSWER: Yes, I will be → . // No, I will not be → .

FUTURE PERFECT SIMPLE

YOUR OCEAN	FINISHED READING A BOOK	FINISHED A COURSE	IMPROVED MY/YOUR ENGLISH	GOT BETTER AT STH	LEARNT STH NEW	EARNED A LOT OF MONEY	TAKEN THE OFF. CAMBRIDGE EXAM	IMPROVED MY/YOUR COOKING SKILLS
BY TOMORROW AT THIS TIME								
BY THE END OF THE WEEK								
BY THE END OF THE SCHOOL YEAR								
BY THE END OF THE YEAR								
IN 10 DAYS								

ENEMY'S OCEAN	FINISHED READING A BOOK	FINISHED A COURSE	IMPROVED MY/YOUR ENGLISH	GOT BETTER AT STH	LEARNT STH NEW	EARNED A LOT OF MONEY	TAKEN THE OFF. CAMBRIDGE EXAM	IMPROVED MY/YOUR COOKING SKILLS
BY TOMORROW AT THIS TIME								
BY THE END OF THE WEEK								
BY THE END OF THE SCHOOL YEAR								
BY THE END OF THE YEAR								
IN 10 DAYS								

QUESTIONS: What will you have done — ? // Will you have — ?
 ANSWER: Yes, I will have — . // No, I will not have — .